

MDE Series
Molding Power Inductors
Size 1240

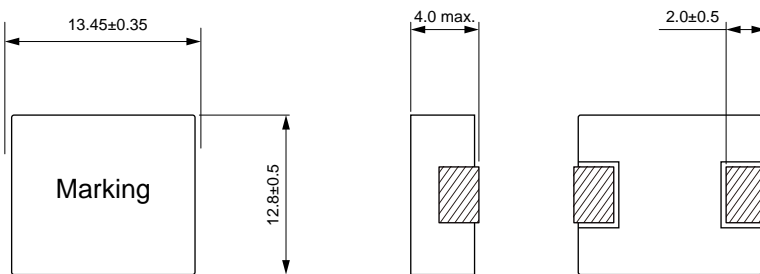
FEATURES

-
-
- °C
-
-
-
-
-

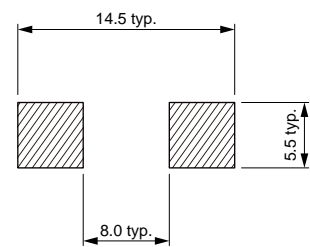
APPLICATION

-
-
-
-
-
-
-

Dimensions: [mm]



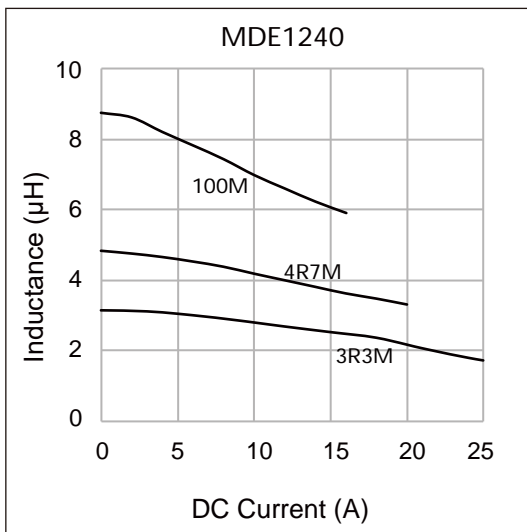
Land Pattern: [mm]



Electrical Properties:

Typical Electrical Characteristics:

Inductance vs DC Current Characteristics:



Temperature Rise vs DC Current Characteristics:

