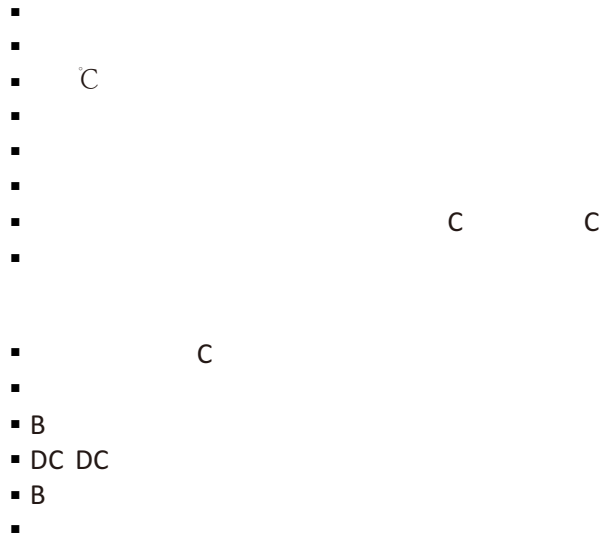

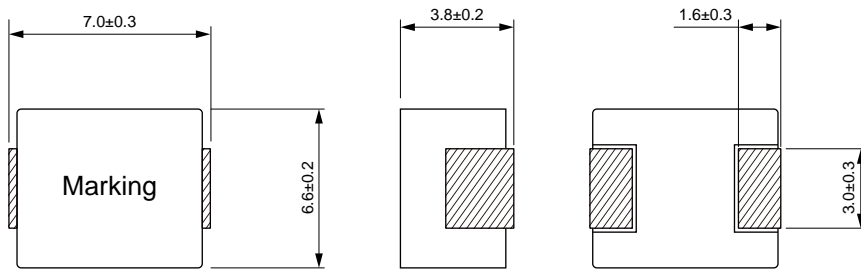


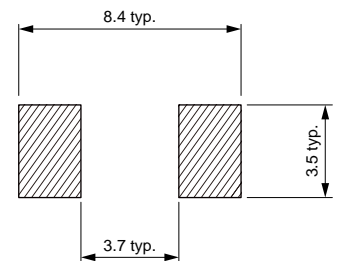
# Molding Power Inductors Size 0640



## Dimensions: [mm]



## Land Pattern: [mm]



## Electrical Properties:

DE					
DE					
DE					
DE					
DE					
DE					
DE					
DE					
DE					
DE					
DE					
DE					
DE					
DE					

Saturation Current will cause L to drop approximately 30%

Temperature Rise Current: The actual value of DC current when the temperature rise is  $\Delta T=40^{\circ}\text{C}$