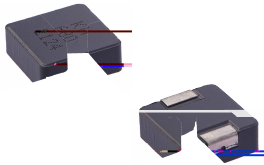
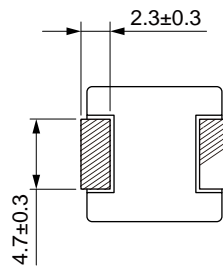
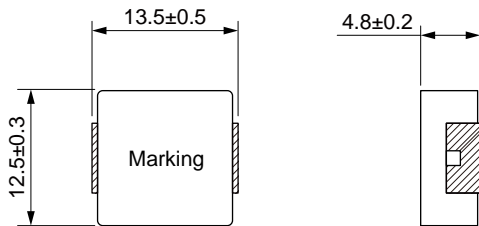


# SMD Power Inductor

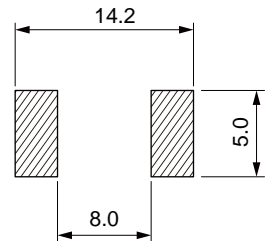
## Size 1350



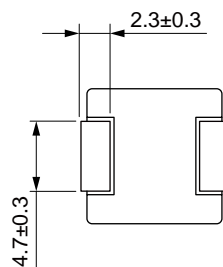
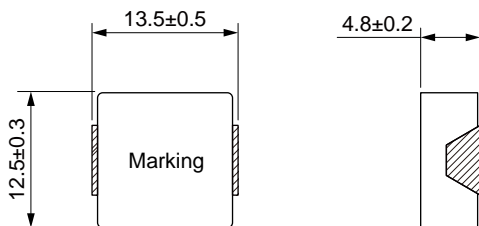
Dimensions: [mm]  $L > 1.5\mu\text{H}$



Land Pattern: [mm]



Dimensions: [mm]  $L \leq 1.5\mu\text{H}$



Electrical Properties:

Part No	Inductance @ 100KHz/1V	Tolerance	Temperature Rise Current Typ.	Current Typ.	DC Resistance Typ.	DC Resistance Max.



