


BCMA Series

Common Mode Filters For Automotive Signal Line

Size 9040



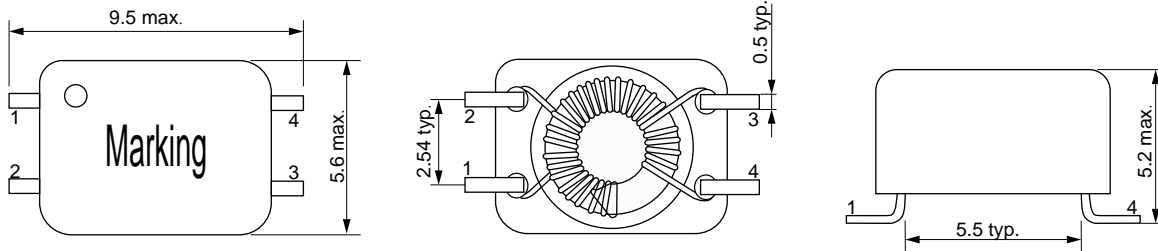
FEATURES

-
-
-
-
-

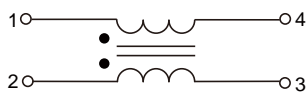
APPLICATION

-

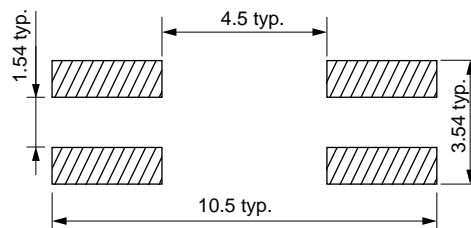
Dimensions: [mm]



Schematic:



Land Pattern: [mm]

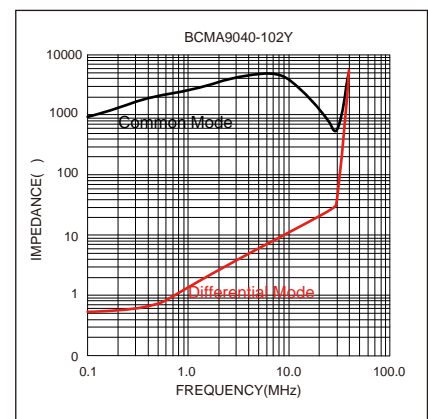
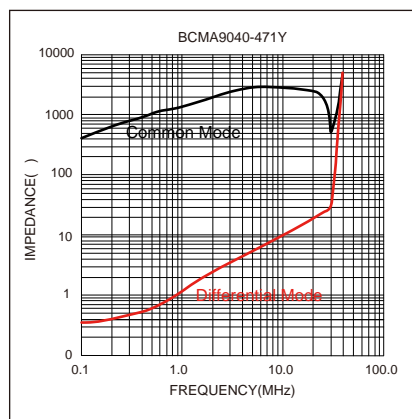
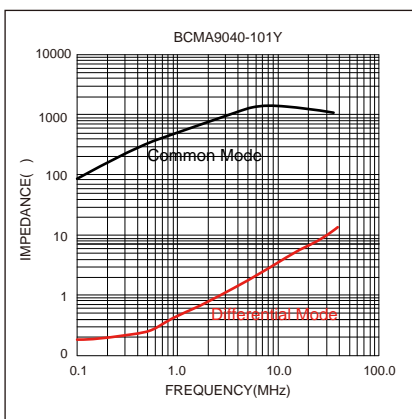
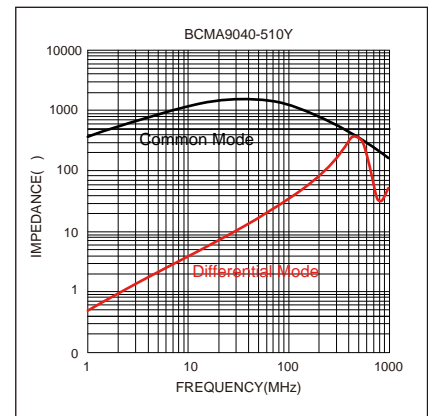
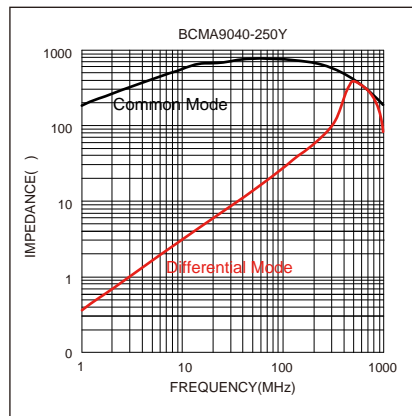
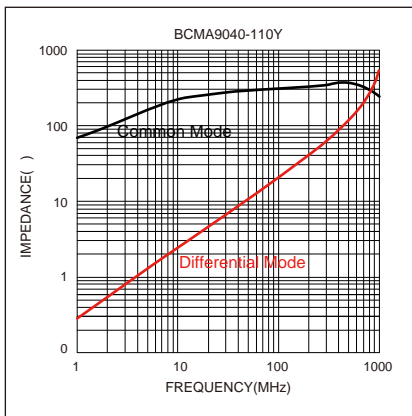


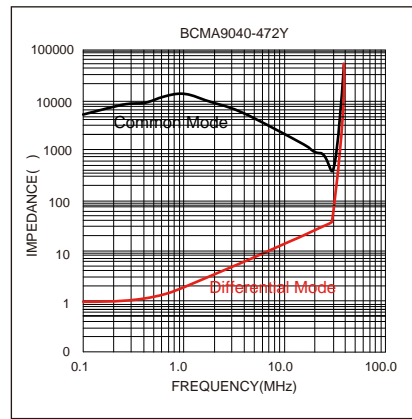
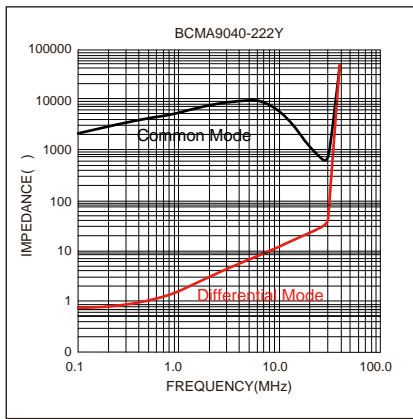
Electrical Properties:

Part No	Inductance @100KHz/0.1V (μH)	Tolerance	Leakage Inductance @100KHz/0.1V (μH) Typ. 1-4(2-3 short)	Temperature Rise Current (A)	DC Resistance Max. (m Ω)	Rated voltage Max. (V)	Frequency Range (MHz)

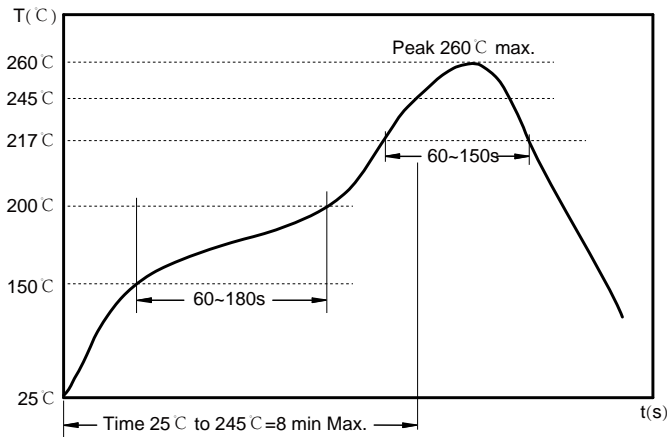
Temperature Rise Current: The actual value of DC current when the temperature rise is $\Delta T=40^{\circ}\text{C}$

Typical Electrical Characteristics:





Soldering Reflow:



Preheat condition: 150 ~200 °C / 60~180 sec.

Allowed time above 217 °C: 60~150 sec.

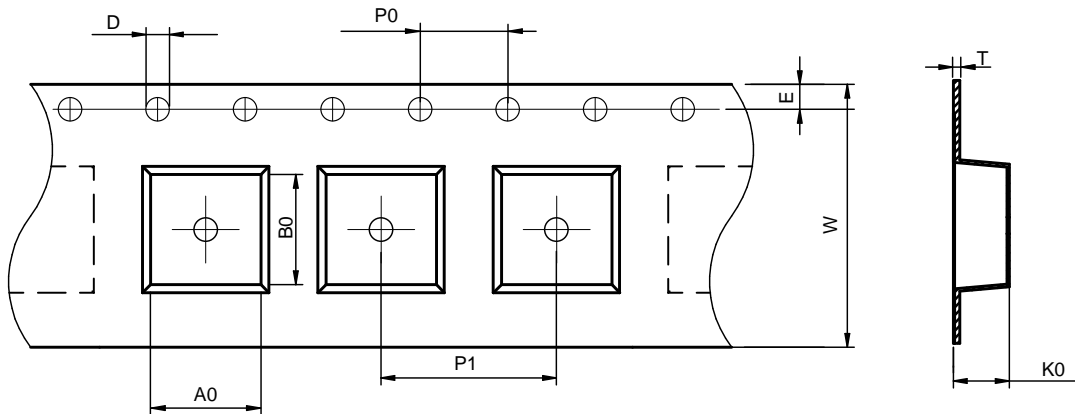
Max temperature: 260 °C .

Max time at max temperature: 10 sec.

Allowed Reflow time: 3x max.

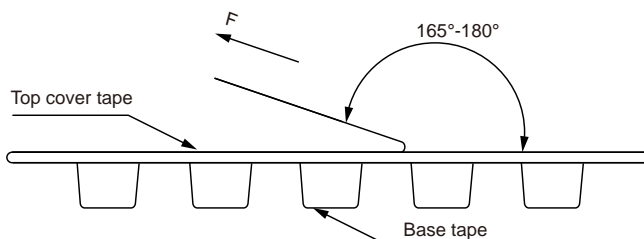
Packaging Information:

Tape Dimension :



Series	A0 (mm)	B0 (mm)	D (mm)	P0 (mm)	P1 (mm)	W (mm)	K0 (mm)	E (mm)	T (mm)
BCMA9040	5.85±0.1	9.60±0.1	1.5±0.1	4.0±0.1	8.0±0.1	16.0±0.3	4.92±0.1	1.75±0.1	0.50±0.05

Peel force of top cover tape:

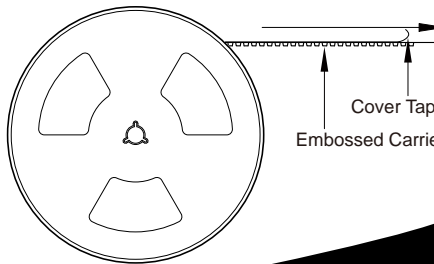


The peel force of top cover tape shall be between 0.10 to 1.17 N

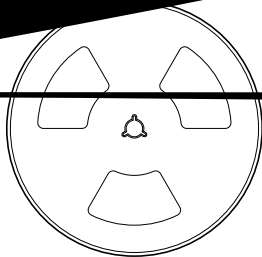
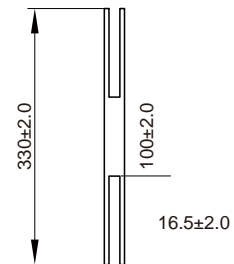
Product Marking:

Marking	Dot+Printing (Inductance)
---------	---------------------------

Reel Dimension: [mm]



2.2±0.5



1500 Pcs/Reel

2 Reel for box(3000 Pcs)

3 Inner box/Carton box(9K Pcs)

Cautions and Warnings:

Storage Conditions:

- The storage period is within 12 months after completion of production. Be sure to follow the storage conditions (temperature: -5 to 35°C, humidity: 70% Max).If the storage period elapses, the soldering of the terminal electrodes may deteriorate.The warranty period is one year.
- Product should not be exposed to environment with high temperature, high humidity, dust, corrosive gas and etc.
- Products should be handled with care to avoid damage or contamination from perspiration and skin oils.
- Please always handle products carefully to avoid any damage caused by dropping down or inappropriate removing.

Operation Instructions:

- Self heating (temperature increase) occurs when the power is turned ON, so the tolerance should be sufficient for the set thermal design.
- Before soldering, be sure to preheat components. The preheating temperature should be set so that the temperature difference between the solder and chip temperature does not exceed 150°C.
- Soldering corrections after mounting should be avoided. If in the range of the conditions determined in the specifications.If overheated, a short circuit, performance deterioration, or lifespan shortening may occur.
- Generally, Koher might not be familiar with customer's specific application or actual requests as customer does.As a result customer shall be responsible for checking and confirming whether Koher product with the performance described in the product specification is suitable for using in customer's particular application or not.