

BCMA HT Series

Common Mode Filters For Automotive Power Line

Size 1513

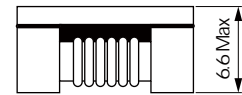
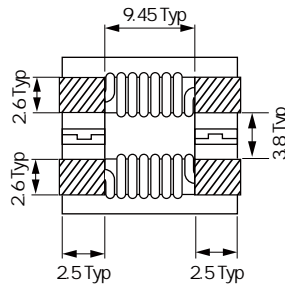
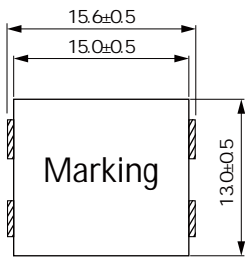
FEATURES

- High common mode impedance cause excellent noise suppression performance.
- AEC-Q200 qualified
- Operating temperature -40 to +150°C
- Quantity: 350pcs

APPLICATIONS

- Measures against common mode noise in power lines for various DC power devices, multimedia devices, and various electronic devices

Dimensions: [mm]



Land Pattern: [mm]

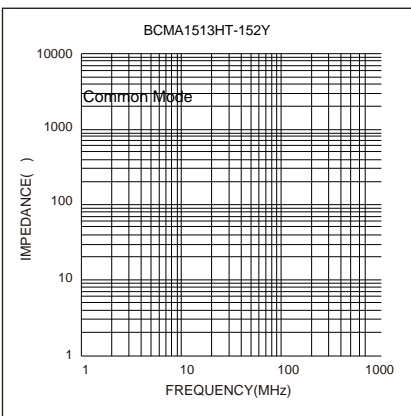
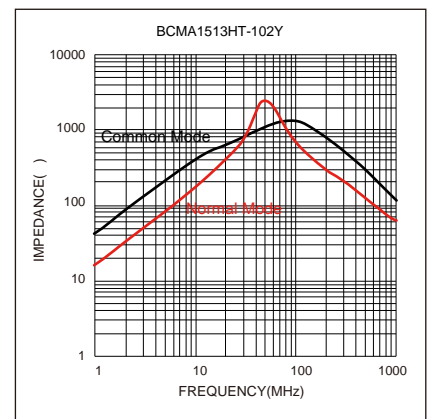
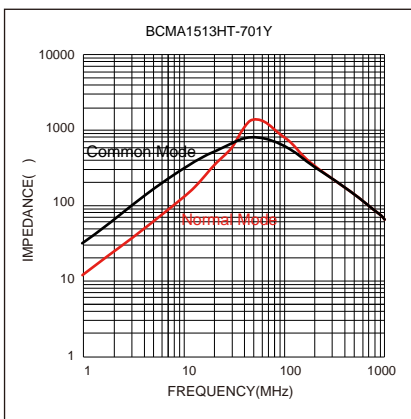
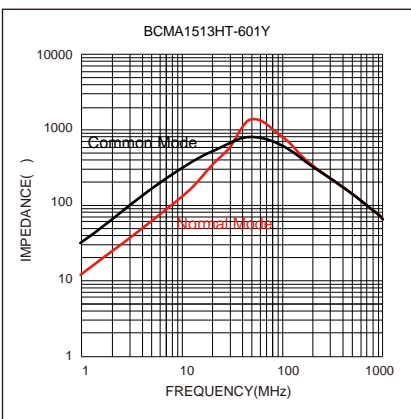
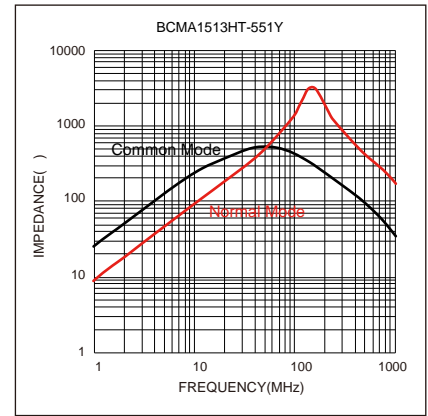
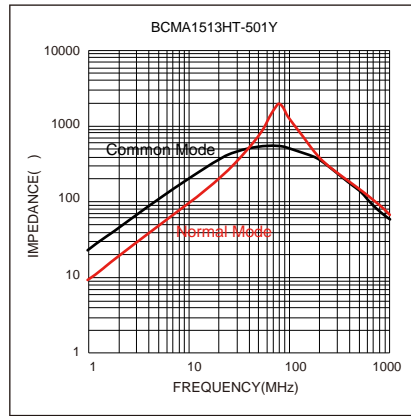
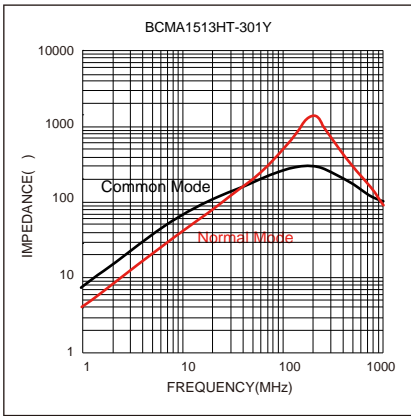


Electrical Properties:

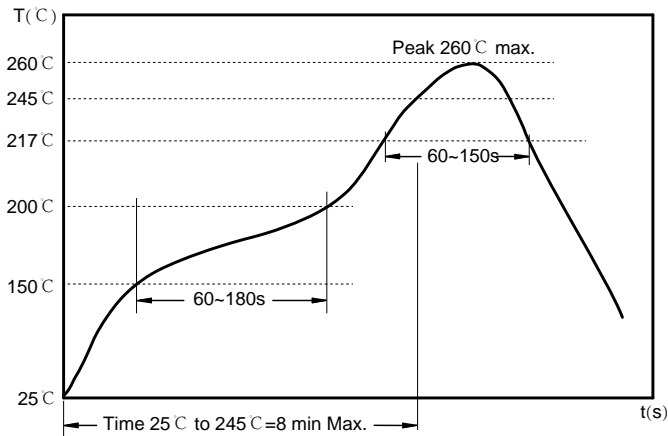
	()	()	(A)	(m)	()	(M)
BCMA1513HT-301Y	225	300	15	4	80	10
BCMA1513HT-501Y	400	500	10	6	80	10
BCMA1513HT-551Y	400	550	12	5	80	10
BCMA1513HT-601Y	500	600	10	7	80	10
BCMA1513HT-701Y	500	700	10	7	80	10
BCMA1513HT-102Y	800	1000	9	10	80	10
BCMA1513HT-152Y	1200	1500	5	23	80	10

Temperature Rise Current: The actual value of DC current when the temperature rise is $\Delta T=40^{\circ}\text{C}$

Typical Electrical Characteristics:



Soldering Reflow:



Preheat condition: 150 ~200 °C / 60~180 sec.

Allowed time above 217 °C: 60~150 sec.

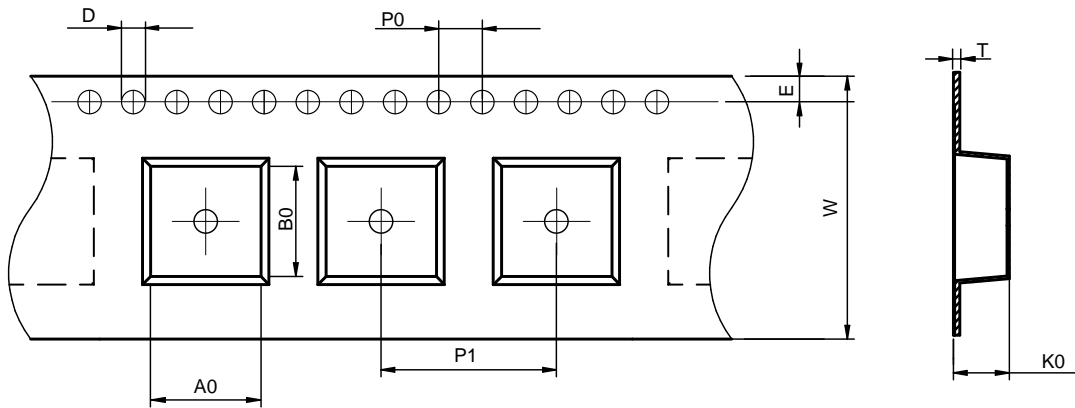
Max temperature: 260 °C .

Max time at max temperature: 10 sec.

Allowed Reflow time: 3x max.

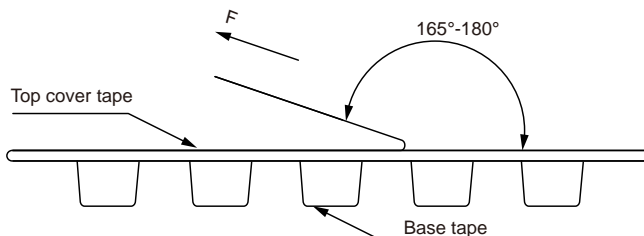
Packaging Information:

Tape Dimension :



Series	A0 (mm)	B0 (mm)	D (mm)	P0 (mm)	P1 (mm)	W (mm)	K0 (mm)	E (mm)	T (mm)
BCMA1513HT	14.0± 0.1	16.0± 0.1	1.5± 0.1	4.0± 0.1	20.0± 0.1	24.0± 0.3	6.2± 0.1	1.75± 0.1	0.40± 0.05

Peel force of top cover tape:

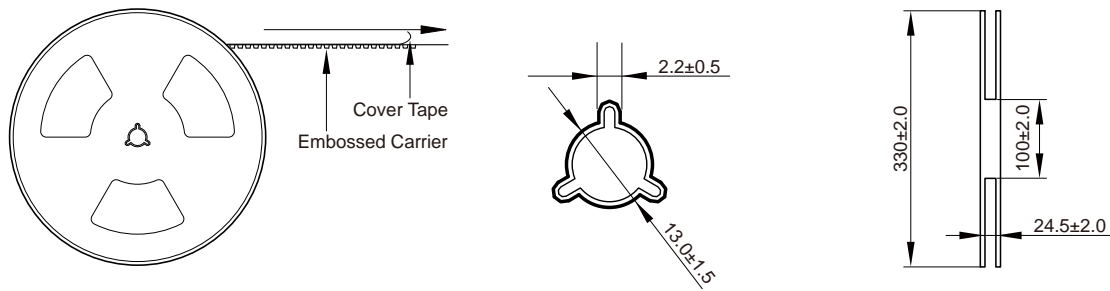


The peel force of top cover tape shall be between 0.10 to 1.17 N

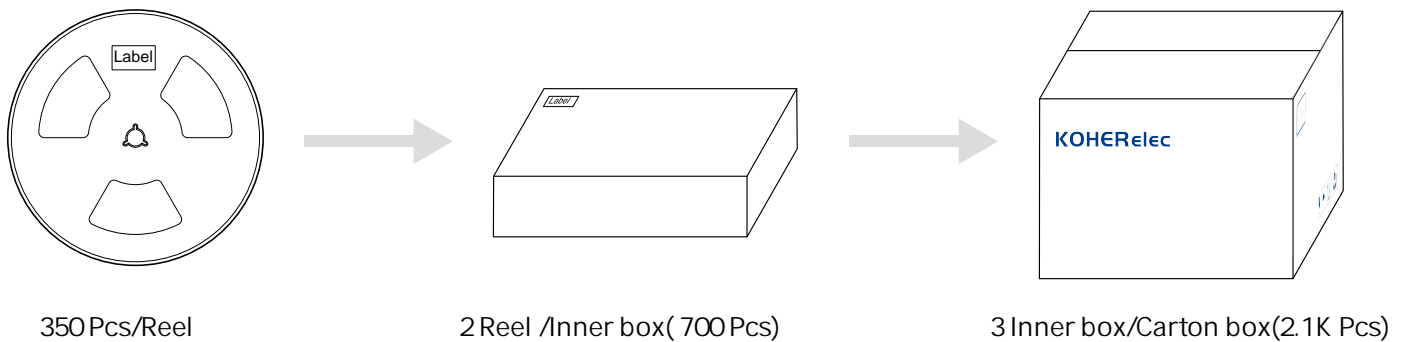
Product Marking:

Marking	Printing Impedance)
---------	---------------------

Reel Dimension: [mm]



Packaging Quantity:



Cautions and Warnings:

Storage Conditions:

- The storage period is within 12 months after the completion of production. Be sure to follow the storage conditions (temperature: -5 to 35°C, humidity: 75% RH Max). If the storage period elapses, the soldering of the terminal electrodes may deteriorate. The warranty period is one year.
- Product should not be exposed to environment with high temperature, high humidity, dust, corrosive gas and etc.
- Products should be handled with care to avoid damage or contamination from perspiration and skin oils.
- Please always handle products carefully to prevent any damage caused by dropping down or inappropriate removing.

Operation Instructions:

- Self heating (temperature increase) occurs when the power is turned ON, so the tolerance should be sufficient for the set thermal design.
- Before soldering, be sure to preheat components. The preheating temperature should be set so that the temperature difference between the solder temperature and chip temperature does not exceed 150°C.
- Soldering corrections after mounting should be within the range of the conditions determined in the specifications. If overheated, a short circuit, performance deterioration, or lifespan shortening may occur.
- Generally, Koher might not be familiar with either customer's specific application or actual requests as customer does. As a result customer shall be responsible for checking and confirming whether Koher product with the performance described in the product specification is suitable for using in customer's particular application or not.